

ICAPITAL.BIZ BERHAD 200401036389 (674900-X)
 CONDENSED STATEMENT OF FINANCIAL POSITION
 AS AT 30 NOVEMBER 2023

	UNAUDITED AS AT 30/11/2023 RM'000	AUDITED AS AT 31/05/2023 RM'000
ASSETS		
Non-current assets		
Investments (Note 1)	392,815	328,326
Current assets		
Other receivables, deposit and prepayments	2,350	1,992
Current tax assets	543	633
Short-term deposits	102,159	126,845
Bank balance	7,240	18,877
	112,292	148,347
TOTAL ASSETS	505,107	476,673
EQUITY AND LIABILITIES		
Equity		
Share capital	140,000	140,000
Fair value reserves	116,481	89,134
Retained profits	247,947	246,995
Total equity attributable to owners of the Company	504,428	476,129
Current liabilities		
Other payables and accruals	679	544
TOTAL LIABILITIES	679	544
TOTAL EQUITY AND LIABILITIES	505,107	476,673
Net asset value per share (RM) (Note 2)	3.60	3.40

Notes:-

- Investments shown here as at 30 November 2023 are taken at market value.
- The net asset value per share of the Company is calculated based on the net assets at the end of the reporting period of RM504,427,804 (31.05.2023 : RM476,129,347) divided by the number of shares in issue at the end of the reporting period of 140,000,000 (31.05.2023 : 140,000,000).

(The Condensed Statement of Financial Position should be read in conjunction with the Annual Financial Report for the financial year ended 31 May 2023)

ICAPITAL.BIZ BERHAD 200401036389 (674900-X)
CONDENSED STATEMENT OF PROFIT OR LOSS
FOR THE QUARTER AND YEAR TO DATE ENDED 30 NOVEMBER 2023

	INDIVIDUAL QUARTER*		CUMULATIVE QUARTER**	
	CURRENT YEAR QUARTER 30/11/2023 RM'000	PRECEDING YEAR CORRESPONDING QUARTER 30/11/2022 RM'000	CURRENT YEAR TO DATE 30/11/2023 RM'000	PRECEDING YEAR CORRESPONDING PERIOD 30/11/2022 RM'000
Revenue (Note B2)	3,440	1,932	6,431	5,215
Operating expenses (Note B2)				
- Professional fees and other operating expenses	(2,735)	(2,046)	(5,031)	(4,054)
Profit/(Loss) before taxation	705	(114)	1,400	1,161
Taxation (Note B6)	(210)	(218)	(448)	(401)
Profit/(Loss) after taxation	495	(332)	952	750
Earnings per share (sen)				
- Basic (Note B11)	0.35	(0.24)	0.68	0.54
- Diluted (Note B11)	0.35	(0.24)	0.68	0.54

* 2nd Quarter

** For the 6 months of the financial year

(The Condensed Statement of Profit or Loss should be read in conjunction with the Annual Financial Report for the financial year ended 31 May 2023)

ICAPITAL.BIZ BERHAD 200401036389 (674900-X)
CONDENSED STATEMENT OF COMPREHENSIVE INCOME
FOR THE PERIOD ENDED 30 NOVEMBER 2023

	INDIVIDUAL QUARTER*		CUMULATIVE QUARTER**	
	CURRENT YEAR QUARTER 30/11/2023 RM'000	PRECEDING YEAR CORRESPONDING QUARTER 30/11/2022 RM'000	CURRENT YEAR TO DATE 30/11/2023 RM'000	PRECEDING YEAR CORRESPONDING PERIOD 30/11/2022 RM'000
Profit/(Loss) for the period	495	(332)	952	760
Other comprehensive income:				
Items that may be recycled to Retained Profits:				
Net fair value changes in investments	4,290	20,055	27,347	20,728
Total comprehensive income for the period	4,785	19,723	28,299	21,488

* 2nd Quarter

** For the 6 months of the financial year

(The Condensed Statement of Comprehensive Income should be read in conjunction with the Annual Financial Report for the financial year ended 31 May 2023)

ICAPITAL.BIZ BERHAD 200401036389 (674900-X)
 CONDENSED STATEMENT OF CHANGES IN EQUITY
 FOR THE PERIOD ENDED 30 NOVEMBER 2023

	<i>Non-distributable</i>		<i>Distributable</i>	Total Equity RM'000
	Share Capital RM'000	FVOCI Reserve RM'000	Retained Profits RM'000	
At 31.05.2022/ 01.06.2022	140,000	43,872	262,307	446,179
Profit after taxation	-	-	760	760
Other comprehensive income:				
-Fair value changes of equity instruments	-	20,728	-	20,728
Total comprehensive income for the period	-	20,728	760	21,488
Transfer to retained profits arising from disposal of investments	-	-	-	-
At 30.11.2022	140,000	64,600	263,067	467,667
At 31.05.2023/ 01.06.2023	140,000	89,134	246,995	476,129
Profit after taxation	-	-	952	952
Other comprehensive income:				
-Fair value changes of equity instruments	-	27,347	-	27,347
Total comprehensive income for the period	-	27,347	952	28,299
Transfer to retained profits arising from disposal of investments	-	-	-	-
At 30.11.2023	140,000	116,481	247,947	504,428

(The Condensed Statement of Changes in Equity should be read in conjunction with the Annual Financial Report for the financial year ended 31 May 2023)

**ICAPITAL.BIZ BERHAD 200401036389 (674900-X)
CONDENSED STATEMENT OF CASH FLOWS
FOR THE PERIOD ENDED 30 NOVEMBER 2023**

	6 MONTHS ENDED 30/11/2023 RM'000	6 MONTHS ENDED 30/11/2022 RM'000
CASH FLOWS FOR OPERATING ACTIVITIES		
Profit before taxation	1,400	1,161
Increase in other receivables, deposit and prepayments	(358)	(58)
Increase/(Decrease) in other payables and accruals	135	(801)
Purchase of quoted investments	(37,142)	(22,591)
CASH FOR OPERATIONS	<u>(35,965)</u>	<u>(22,289)</u>
Income tax paid	(358)	(345)
NET CASH FOR OPERATING ACTIVITIES	<u>(36,323)</u>	<u>(22,634)</u>
NET DECREASE IN CASH AND CASH EQUIVALENTS	(36,323)	(22,634)
CASH AND CASH EQUIVALENTS AS AT 1 JUNE	145,722	162,318
CASH AND CASH EQUIVALENTS AT END OF THE PERIOD	<u>109,399</u>	<u>139,684</u>

(The Condensed Statement of Cash Flows should be read in conjunction with the Annual Financial Report for the financial year ended 31 May 2023)

PART A - EXPLANATORY NOTES

A1 Basis of preparation

The condensed interim financial statements, other than for financial instruments have been prepared under the historical cost convention.

This Condensed Report has also been prepared in accordance with the requirements of MFRS 134 *Interim Financial Reporting*, International Accounting Standard (IAS) 34 *Interim Financial Reporting* and paragraph 9.22 of the Main Market Listing Requirements of Bursa Malaysia Securities Berhad.

This Condensed Report should be read in conjunction with the audited financial statements of the Company for the financial year ended 31 May 2023. These explanatory notes provide an explanation of events and transactions that are significant to an understanding of the changes in the financial position and performance of the Company since the financial year ended 31 May 2023.

A2 Significant accounting policies

2.1 Changes in Accounting Policies

During the current quarter, the Company has adopted the following new accounting standards and/or interpretations (including the consequential amendments, if any):-

MFRSs and/or IC Interpretations (Including The Consequential Amendments)

Amendments to MFRS 3: Reference to the Conceptual Framework

Amendments to MFRS 116: Property, Plant and Equipment – Proceeds before Intended Use

Amendments to MFRS 137: Onerous Contracts – Cost of Fulfilling a Contract

Annual Improvements to MFRS Standards 2018 – 2020

The adoption of the above accounting standards and/or interpretations (including the consequential amendments, if any) did not have any material impact on the Company's financial statements.

The Company has not applied in advance the following accounting standards and/or interpretations (including the consequential amendments, if any) that have been issued by the Malaysian Accounting Standards Board ("MASB") but are not yet effective for the current quarter:-

MFRSs and/or IC Interpretations (Including The Consequential Amendments)	Effective Date
MFRS 17: Insurance Contracts	1 January 2023
Amendments to MFRS 17: Insurance Contracts	1 January 2023
Amendment to MFRS 17: Initial Application of MFRS 17 and MFRS 9 – Comparative Information	1 January 2023
Amendments to MFRS 101: Disclosure of Accounting Policies	1 January 2023
Amendments to MFRS 108: Definition of Accounting Estimates	1 January 2023
Amendments to MFRS 112: Deferred Tax related to Assets and Liabilities arising from a Single Transaction	1 January 2023
Amendments to MFRS 112: International Tax Reform - Pillar Two Model Rules	1 January 2023
Amendments to MFRS 16: Lease Liability in a Sale and Leaseback	1 January 2024
Amendments to MFRS 101: Classification of Liabilities as Current or Non-current	1 January 2024
Amendments to MFRS 101: Non-current Liabilities with Covenants	1 January 2024
Amendments to MFRS 107 and MFRS 7: Supplier Finance Arrangements	1 January 2024
Amendments to MFRS 10 and MFRS 128: Sale or Contribution of Assets between an Investor and its Associate or Joint Venture	Deferred

The adoption of the above accounting standards and/or interpretations (including the consequential amendments, if any) is expected to have no material impact on the financial statements of the Company upon their initial application.

A2 Significant accounting policies (con't)

2.2 Critical Accounting Estimates and Judgements

Key Sources of Estimation Uncertainty

Management believes that there are no key assumptions made concerning the future, and other key sources of estimation uncertainty at the reporting date, that have a significant risk of causing a material adjustment to the carrying amounts of assets and liabilities within the next financial year other than as disclosed below:-

(a) Impairment of Non-Trade Receivables

The loss allowances for non-trade financial assets are based on assumptions about risk of default (probability of default) and expected if a default happens (loss given default). It also requires the Company to assess whether there is a significant increase in credit risk of the non-trade financial asset at the reporting date. The Company uses judgement in making these assumptions and selecting appropriate inputs to the impairment calculation, based on the past payment trends, existing market conditions and forward-looking information.

(b) Income Taxes

There are certain transactions and computations for which the ultimate tax determination may be different from the initial estimate. The Company recognises tax liabilities based on its understanding of the prevailing tax laws and estimates of whether such taxes will be due in the ordinary course of business. Where the final outcome of these matters is different from the amounts that were initially recognised, such difference will impact the income tax expense and deferred tax balances in the period in which such determination is made.

Critical Judgements Made in Applying Accounting Policies

Management believes that there are no instances of application of critical judgement in applying the Company's accounting policies which will have a significant effect on the amounts recognised in the financial statements.

2.3 Functional and Presentation Currency

The functional currency of the Company is the currency of the primary economic environment in which the Company operates.

The financial statements of the Company are presented in Ringgit Malaysia ("RM") which is the functional and presentation currency.

2.4 Financial Instruments

Financial assets and financial liabilities are recognised in the statement of financial position when the Company has become a party to the contractual provisions of the instruments.

Financial instruments are classified as financial assets, financial liabilities or equity instruments in accordance with the substance of the contractual arrangement and their definitions in MFRS 132. Interest, dividends, gains and losses relating to a financial instrument classified as a liability are reported as an expense or income. Distributions to holders of financial instruments classified as equity are charged directly to equity.

Financial instruments are offset when the Company has a legally enforceable right to offset and intends to settle either on a net basis or to realise the asset and settle the liability simultaneously.

A financial instrument is recognised initially at its fair value (other than trade receivables without significant financing component which are measured at transaction price as defined in MFRS 15 at inception). Transaction costs that are directly attributable to the acquisition or issue of the financial instrument (other than a financial instrument at fair value through profit or loss) are added to/deducted from the fair value on initial recognition, as appropriate. Transaction costs on the financial instrument at fair value through profit or loss are recognised immediately in profit or loss.

A2 Significant accounting policies (con't)

2.4 Financial Instruments (con't)

Financial instruments recognised in the statement of financial position are disclosed in the individual policy statement associated with each item.

(a) Financial Assets

All recognised financial assets are measured subsequently in their entirety at either amortised cost or fair value (through profit or loss, or other comprehensive income), depending on the classification of the financial assets.

Debt Instruments

(i) Amortised Cost

The financial asset is held for collection of contractual cash flows where those cash flows represent solely payments of principal and interest. Interest income is recognised by applying the effective interest rate to the gross carrying amount of the financial asset. When the asset has subsequently become credit-impaired, the interest income is recognised by applying the effective interest rate to the amortised cost of the financial asset.

The effective interest method is a method of calculating the amortised cost of a financial asset and of allocating interest income over the relevant period. The effective interest rate is the rate that discounts estimated future cash receipts (including all fees and points paid or received that form an integral part of the effective interest rate, transaction costs and other premiums or discounts), excluding expected credit losses, through the expected life of the financial asset or a shorter period (where appropriate).

(ii) Fair Value through Other Comprehensive Income

The financial asset is held for both collecting contractual cash flows and selling the financial asset, where the asset's cash flows represent solely payments of principal and interest. Movements in the carrying amount are taken through other comprehensive income and accumulated in the fair value reserve, except for the recognition of impairment, interest income and foreign exchange difference which are recognised directly in profit or loss. Interest income is calculated using the effective interest rate method.

(iii) Fair Value through Profit or Loss

All other financial assets that do not meet the criteria for amortised cost or fair value through other comprehensive income are measured at fair value through profit or loss. The fair value changes do not include interest or dividend income.

The Company reclassifies debt instruments when and only when its business model for managing those assets change.

Equity Instruments

All equity investments are subsequently measured at fair value with gains and losses recognised in profit or loss except where the Company has elected to present the subsequent changes in fair value in other comprehensive income and accumulated in the fair value reserve at initial recognition.

The designation at fair value through other comprehensive income is not permitted if the equity investment is either held for trading or is designated to eliminate or significantly reduce a measurement or recognition inconsistency that would otherwise arise.

Dividend income from this category of financial assets is recognised in profit or loss when the Company's right to receive payment is established unless the dividends clearly represent a recovery of part of the cost of the equity investments.

A2 Significant accounting policies (con't)

2.4 Financial Instruments (con't)

(b) Financial Liabilities

(i) Financial Liabilities at Fair Value through Profit or Loss

Fair value through profit or loss category comprises financial liabilities that are either held for trading or are designated to eliminate or significantly reduce a measurement or recognition inconsistency that would otherwise arise. The changes in fair value of these financial liabilities are recognised in profit or loss.

(ii) Other Financial Liabilities

Other financial liabilities are subsequently measured at amortised cost using the effective interest method.

The effective interest method is a method of calculating the amortised cost of a financial liability and of allocating interest expense over the relevant period. The effective interest rate is the rate that exactly discounts estimated future cash payments (including all fees and points paid or received that form an integral part of the effective interest rate, transaction costs and other premiums or discounts), through the expected life of the financial liability or a shorter period (where appropriate).

(c) Equity Instruments

Equity instruments classified as equity are measured initially at cost and are not remeasured subsequently.

Ordinary Shares

Ordinary shares are classified as equity and recorded at the proceeds received, net of directly attributable transaction costs.

Dividends on ordinary shares are recognised as liabilities when approved for appropriation.

(d) Derecognition

A financial asset or part of it is derecognised when, and only when, the contractual rights to the cash flows from the financial asset expire or when it transfers the financial asset and substantially all the risks and rewards of ownership of the asset to another entity. On derecognition of a financial asset measured at amortised cost, the difference between the carrying amount of the asset and the sum of the consideration received and receivable is recognised in profit or loss. In addition, on derecognition of a debt instrument classified as fair value through other comprehensive income, the cumulative gain or loss previously accumulated in the fair value reserve is reclassified from equity to profit or loss. In contrast, there is no subsequent reclassification of the fair value reserve to profit or loss following the derecognition of an equity investment.

A financial liability or a part of it is derecognised when, and only when, the obligation specified in the contract is discharged or cancelled or expires. On derecognition of a financial liability, the difference between the carrying amount of the financial liability extinguished or transferred to another party and the consideration paid, including any non-cash assets transferred or liabilities assumed, is recognised in profit or loss.

2.5 Cash and Cash Equivalents

Cash and cash equivalents comprise cash in hand, bank balances, demand deposits, and short-term, highly liquid investments that are readily convertible to known amounts of cash and which are subject to an insignificant risk of changes in value with original maturity periods of three months or less.

A2 Significant accounting policies (con't)

2.6 Impairment

(a) Impairment of Financial Assets

The Company recognises a loss allowance for expected credit losses on investments in debt instruments that are measured at amortised cost or at fair value through other comprehensive income.

The expected credit loss is estimated as the difference between all contractual cash flows that are due to the Company in accordance with the contract and all the cash flows that the Company expects to receive, discounted at the original effective interest rate.

The amount of expected credit losses is updated at each reporting date to reflect changes in credit risk since initial recognition of the respective financial instrument. The Company always recognises lifetime expected credit losses for the trade receivables using the simplified approach. The expected credit losses on these financial assets are estimated using a provision matrix based on the Company's historical credit loss experience and are adjusted for looking-forward information (including time value of money where appropriate).

For all other financial instruments, the Company recognises lifetime expected credit losses when there has been a significant increase in credit risk since initial recognition. However, if the credit risk on the financial instrument has not increased significantly since initial recognition, the Company measures the loss allowance for that financial instrument at an amount equal to 12-month expected credit losses.

The Company recognises an impairment gain or loss in profit or loss for all financial instruments with a corresponding adjustment to their carrying amount through a loss allowance account, except for investments in debt instruments that are measured at fair value through other comprehensive income, for which the loss allowance is recognised in other comprehensive income and accumulated in the fair value reserve, and does not reduce the carrying amount of the financial asset in the statement of financial position.

(b) Impairment of Non-Financial Assets

The carrying values of assets, other than those to which MFRS 136 - Impairment of Assets does not apply, are reviewed at the end of each reporting period for impairment when there is an indication that the assets might be impaired. Impairment is measured by comparing the carrying values of the assets with their recoverable amounts. When the carrying amount of an asset exceeds its recoverable amount, the asset is written down to its recoverable amount and an impairment loss shall be recognised. The recoverable amount of an asset is the higher of the asset's fair value less costs to sell and its value-in-use, which is measured by reference to discounted future cash flows using a pre-tax discount rate that reflects current market assessments of the time value of money and the risks specific to the asset. Where it is not possible to estimate the recoverable amount of an individual asset, the Company estimates the recoverable amount of the cash-generating unit to which the asset belongs.

An impairment loss is recognised in profit or loss.

When there is a change in the estimates used to determine the recoverable amount, a subsequent increase in the recoverable amount of an asset is treated as a reversal of the previous impairment loss and is recognised to the extent of the carrying amount of the asset that would have been determined (net of amortisation and depreciation) had no impairment loss been recognised. The reversal is recognised in profit or loss immediately.

2.7 Income Taxes

(a) Current Tax

Current tax assets and liabilities are expected amount of income tax recoverable or payable to the taxation authorities.

Current taxes are measured using tax rates and tax laws that have been enacted or substantively enacted at the end of the reporting period and are recognised in profit or loss except to the extent that the tax relates to items recognised outside profit or loss (either in other comprehensive income or directly in equity).

A2 Significant accounting policies (con't)

2.7 Income Taxes (con't)

(b) Deferred Tax

Deferred tax is recognised using the liability method for temporary differences other than those that arise from the initial recognition of an asset or liability in a transaction which is not a business combination and at the time of the transaction, affects neither accounting profit nor taxable profit.

Deferred tax assets and liabilities are measured at the tax rates that are expected to apply in the period when the asset is realised or the liability is settled, based on the tax rates that have been enacted or substantively enacted at the end of the reporting period.

Deferred tax assets are recognised for all deductible temporary differences, unused tax losses and unused tax credits to the extent that it is probable that future taxable profits will be available against which the deductible temporary differences, unused tax losses and unused tax credits can be utilised. The carrying amounts of deferred tax assets are reviewed at the end of each reporting period and reduced to the extent that it is no longer probable that the related tax benefits will be realised.

Current and deferred tax items are recognised in correlation to the underlying transactions either in profit or loss, other comprehensive income or directly in equity.

Current tax assets and liabilities or deferred tax assets and liabilities are offset when there is a legally enforceable right to set off current tax assets against current tax liabilities and when the deferred taxes relate to the same taxable entity (or on different tax entities but they intend to settle current tax assets and liabilities on a net basis) and the same taxation authority.

2.8 Operating Segments

An operating segment is a component of the Company that engages in business activities from which it may earn revenues and incur expenses, including revenues and expenses that relate to transactions with any of the Company's other components. An operating segment's operating results are reviewed regularly by the chief operating decision maker to make decisions about resources to be allocated to the segment and assess its performance, and for which discrete financial information is available.

2.9 Net Asset Value Per Ordinary Share

Net asset value per ordinary share is calculated by dividing the net assets by the number of ordinary shares issued at the end of the reporting period.

2.10 Fair Value Measurements

Fair value is the price that would be received to sell an asset or paid to transfer a liability in an orderly transaction between market participants at the measurement date, regardless of whether that price is directly observable or estimated using a valuation technique. The measurement assumes that the transaction takes place either in the principal market or in the absence of a principal market, in the most advantageous market. For non-financial asset, the fair value measurement takes into account a market participant's ability to generate economic benefits by using the asset in its highest and best use or by selling it to another market participant that would use the asset in its highest and best use.

For financial reporting purposes, the fair value measurements are analysed into level 1 to level 3 as follows:-

Level 1: Inputs are quoted prices (unadjusted) in active markets for identical assets or liability that the entity can access at the measurement date;

Level 2: Inputs are inputs, other than quoted prices included within level 1, that are observable for the asset or liability, either directly or indirectly; and

Level 3: Inputs are unobservable inputs for the asset or liability.

The transfer of fair value between levels is determined as of the date of the event or change in circumstances that caused the transfer.

A2 Significant accounting policies (con't)

2.10 Fair Value Measurements (con't)

The fair value for measurement and disclosure purposes in these financial statements is determined on such a basis, except for share-based payment transactions (MFRS 2), leasing transactions (MFRS 16) and measurement that have some similarities to fair value but not are fair value, such as net realisable value (MFRS 102) or value-in-use (MFRS 136).

2.11 Revenue and Other Operating Income

(a) Dividend Income

Dividend income from investment is recognised when the right to receive dividend payment is established.

(b) Interest Income

Interest income is recognised on an accrual basis, based on the effective yield on the investment.

A3 Auditors' opinion on preceding annual financial statements

The Company's Financial Statements for the financial year ended 31 May 2023 were not qualified by the auditors.

A4 Seasonality or cyclicity of operations

As the Company is a closed-end fund, it is dependent on the performance of the companies in which it has invested.

A5 Individually significant items

There are no significant items affecting the assets, liabilities, equity, net income or cash flows during the current quarter.

A6 Changes in estimates

There were no significant changes in estimates that have a material effect on the current quarter-to-date.

A7 Issuances, cancellations, repurchases, resale and repayments of debt and equity securities

There were no issuances, cancellations, repurchases, resale and repayments of debt and equity securities during the current quarter under review.

A8 Dividend paid

There was no dividend paid during the current quarter-to-date.

A9 Segmental reporting

No segmental information is presented as the Company is a closed-end fund and operates primarily in Malaysia.

The Company's investments are managed as a portfolio of equity investments. The fund manager of the Company is responsible for allocating resources for investment in accordance with the overall investment strategies as set out in the prospectus. The fund manager assesses the performance of the investments portfolio and provides updates to the Board of Directors on the financial performance of the Company's investments.

A10 Valuations of property, plant and equipment

No valuation was carried out as the Company does not have any property, plant and equipment.

A11 Subsequent event

There were no material events subsequent to the end of the interim period reported that have not been reflected in the financial statements for the said period.

A12 Changes in the composition of the Company

There were no changes in the composition of the Company during the current quarter-to-date.

A13 Contingent liabilities or contingent assets

There were no contingent liabilities or contingent assets pending as at 30 November 2023.

A14 Significant related party transactions

The Company has a related party transaction (“RPT”) with Capital Dynamics Asset Management Sdn Bhd (“CDAM”), the Fund Manager of the Company.

In accordance with the requirements in the MMLR, which took effect on 27 January 2015, the provision of investment advisory services by Capital Dynamics Sdn Bhd (“CDSB”) to the Fund is regarded as a RPT. CDSB is regarded as a related party because it is a person connected with Capital Dynamics Global Private Limited who is a major shareholder of CDAM.

The amounts transacted with CDAM and CDSB during the current quarter and cumulative quarter to-date are as follows:-

	Current Quarter Ended		Cumulative Quarter Ended	
	30/11/2023	30/11/2022	30/11/2023	30/11/2022
	RM’000	RM’000	RM’000	RM’000
Fund management fees - CDAM	928	833	1,847	1,680
Investment advisory fees - CDSB	928	833	1,847	1,680

A15 Significant events during the financial period

- (a) On 30 October 2023, ICAP (hereinafter referred to as “the Fund”) was served with Originating Summons No. WA-24NCC-601-10/2023 dated 27 October 2023, an Affidavit in Support and a Certificate of Urgency as filed in the Kuala Lumpur High Court (“hereinafter referred to as “the KL High Court”) commenced by a one Loi Chee Fong (hereinafter referred to as “the Plaintiff”).

The matter was fixed to be heard on 31 October 2023.

The action was commenced against the Fund whereby the Plaintiff sought for the following orders (collectively, “the Suit”): -

1. That the Fund is to circulate the nominations of Loi Chee Fong (NRIC No. 830722-14-5635) and Yeoh Eng Kong (NRIC No. 681223-10-6109) as an election candidate as Directors of the Fund to all the shareowners of the Fund eligible to attend and vote at the 19th Annual General Meeting (“19th AGM”) within 24 hours of the notice, with the circulation of the new proxy form for this purpose.
2. That the Fund is to allow for the nominations of Loi Chee Fong (NRIC No. 830722-14-5635) and Yeoh Eng Kong (NRIC No. 681223-10-6109) as a voting candidate as Directors of the Fund which will be put forth as one of the resolutions that will be considered and given attention during the 19th AGM on 4 November 2023 or any adjournment thereof.

Alternatively,

A15 Significant events during the financial period (con't)

- a. That the Agenda on the re-election of Directors will be postponed until a new Agenda which contains the Plaintiff's resolutions to nominate Loi Chee Fong (NRIC No. 830722-14-5635) and Yeoh Eng Kong (NRIC No. 681223-10-6109) are entered as a voting candidate as Directors of the Fund.
- b. That an injunctive order is given in order to prevent the Fund from considering, to pay attention and vote on related matters to the re-election of Directors for the Fund and/or resolution which is listed in the Fund's Notice of 19th AGM dated 29 September 2023 until disposal of this application.
- c. That on matters and/or resolutions related to the re-election of the Fund's Directors are postponed until the disposal of this application and will be held again within 14 days from this date.
- d. That legal costs for the relevant actions and/or proceedings abovementioned are to be borne by the Fund; and
- e. That any other and/or further reliefs which the Court deems just and expedient.

During the hearing held on 31 October 2023, the KL High Court dismissed all orders as sought by the Plaintiff, with costs to be borne by the Plaintiff, and directions were issued for the disposal of the Suit entirely.

Thereafter, the KL High Court fixed a case management and hearing date before the Judge for the disposal of Originating Summons No. WA-24NCC-601-10/2023 on 8 November 2023 and 10 January 2024 respectively.

During the case management on 8 November 2023, pursuant to the Plaintiff's withdrawal of the Suit, the KL High Court ordered that the Suit be struck out with costs of RM10,000 awarded to the Fund.

- (b) On 2 November 2023, ICAP (hereinafter referred to as "the Fund") was served with Originating Summons No. WA-24NCC-581-10/2023 (hereinafter referred to as "the OS") dated 31 October 2023 filed by Pop Investments Limited (hereinafter referred to as "the Plaintiff") and an Ad Interim Injunction Order obtained on an *ex parte* dated 31 October 2023 injuncting the Fund (hereinafter referred to as "the *Ex Parte* Ad Interim Injunction"), from complying with the 20% "prescribed limit" on foreign shareholding as announced on 8 September 2023, 15 September 2023 and 29 September 2023.

The Notice of Application (Injunction) was set for case management before a Judge in Chambers on 10 November 2023 where both the Plaintiff and the Fund were set to appear.

During the case management on 10 November 2023, the Judge set for the hearing of the OS to be heard on 16 January 2024 and continue hearing on 4 March 2024.

In the meantime, an *Ad Interim* Injunction is to remain until the disposal of the OS. The *Ad Interim* Injunction is accompanied by an undertaking to pay damages from the Plaintiff, should the court find that the *Ad Interim* Injunction caused loss or damages to the Fund.

The Fund will make further announcement on the developments of the above matter as and when is necessary.

PART B - AS REQUIRED BY THE LISTING REQUIREMENTS

B1 Statement of Investment Portfolio (Para 9.40)

	Description of Investment	Industry	Shares (unit)	Fair Value (RM)	Fair Value as a Percentage of Net Assets (%)
Long-Term Investments					
Malaysia -100%					
1	Apex Healthcare Berhad	Health Care	6,406,950	15,440,749	3.06
2	APM Automotive Holdings Berhad	Industrial Products & Services	4,697,800	11,321,698	2.24
3	Bioalpha Holdings Berhad	Consumer Products & Services	49,057,600	4,169,896	0.83
4	Bioalpha Holdings Berhad - ICPS	Consumer Products & Services	7,665,250	76,652	0.02
5	Capital A Berhad	Consumer Products & Services	36,854,100	32,063,067	6.36
6	Capital A Berhad - RCUIDS	Consumer Products & Services	9,760,733	8,784,660	1.74
7	Capital A Berhad - Warrants	Consumer Products & Services	4,880,366	1,952,146	0.39
8	EUPE Corporation Berhad	Property	100,000	89,000	0.02
9	Fraser & Neave Holdings Berhad	Consumer Products & Services	124,900	3,517,184	0.70
10	Hibiscus Petroleum Berhad	Oil & Gas Producers	9,172,080	23,113,642	4.58
11	HPMT Holdings Berhad	Industrial Products & Services	1,802,700	639,959	0.13
12	Kelington Group Berhad	Industrial Products & Services	28,383,200	53,360,416	10.58
13	Kelington Group Berhad - Warrants	Industrial Products & Services	9,461,066	5,676,640	1.13
14	Kronologi Asia Berhad	Technology	37,334,880	14,560,603	2.89
15	Kronologi Asia Berhad - Warrants	Technology	6,222,480	902,260	0.18
16	Luxchem Corporation Berhad	Industrial Products & Services	5,006,800	2,653,604	0.53
17	MKH Berhad	Property	3,011,730	4,246,539	0.84
18	Oceancash Pacific Berhad	Consumer Products & Services	3,145,200	943,560	0.19
19	OCK Group Berhad	Telecommunications Service Providers	5,909,900	2,393,960	0.47
20	Padini Holdings Berhad	Consumer Products & Services	17,006,700	63,775,125	12.64
21	Parkson Holdings Berhad	Consumer Products & Services	22,942,298	6,538,555	1.30
22	Salutica Berhad	Consumer Products & Services	1,700,200	1,224,144	0.24
23	Sam Engineering & Equipment (M) Berhad	Industrial Products & Services	18,154,400	79,334,728	15.73
24	Suria Capital Holdings Berhad	Transportation & Logistics	11,894,380	21,290,940	4.22
25	Tong Herr Resources Berhad	Industrial Products & Services	1,888,100	4,455,916	0.88
26	United Plantations Berhad	Plantation	1,040,800	17,672,784	3.50
27	Unisem (M) Berhad	Technology	2,967,400	10,000,138	1.98
28	Wellcall Holdings Berhad	Industrial Products & Services	1,613,600	2,646,304	0.52
	Total Investments		308,205,613	392,814,869	77.89

ICAPITAL.BIZ BERHAD 200401036389 (674900-X)
 FINANCIAL REPORT FOR THE PERIOD ENDED 30 NOVEMBER 2023
 NOTES TO THE INTERIM FINANCIAL REPORT

B2 Review of performance (Para 9.40)

For the six months ended 30 November 2023, the Company recorded a profit before tax of RM1.40 million, compared with profit before tax of RM1.16 million in the preceding year's corresponding period ended 30 November 2022.

As shown in the following table, the increase of profit before tax for the six months ended 30 November 2023 was mainly due to higher dividend income received.

	INDIVIDUAL QUARTER		CUMULATIVE QUARTER	
	CURRENT YEAR QUARTER 30/11/2023 RM'000	PRECEDING YEAR CORRESPONDING QUARTER 30/11/2022 RM'000	CURRENT YEAR TO DATE 30/11/2023 RM'000	PRECEDING YEAR CORRESPONDING PERIOD 30/11/2022 RM'000
Revenue Consist of:-				
Interest income	1,057	1,094	2,254	2,033
Dividend income	2,383	838	4,177	3,182
	3,440	1,932	6,431	5,215
Operating Expenses Consist of:-				
Professional fees and other operating expenses	(2,735)	(2,046)	(5,031)	(4,054)
Profit/(Loss) before taxation	705	(114)	1,400	1,161
Taxation	(210)	(218)	(448)	(401)
Profit/(Loss) after taxation	495	(332)	952	760
Other comprehensive income:				
Net fair value changes in investments	4,290	20,055	27,347	20,728
Total comprehensive income for the period	4,785	19,723	28,299	21,488

As the Company is a closed-end fund, a better indication of its performance would be the movement of its Net Assets Value ("NAV"). The Company's NAV increased by 7.86% to RM504.43 million as at 30 November 2023 compared with RM467.67 million as at 30 November 2022 mainly due to increase in net fair value changes in investments. This resulted in an increase of NAV per share as at 30 November 2023 to RM3.60, compared with NAV per share of RM3.34 as at 30 November 2022.

	30/11/2023 RM	30/11/2022 RM
Total Net Asset Value	504,427,804	467,666,596
Net Asset Value per share	3.60	3.34
Share Price	2.72	2.00

B3 Comparison with immediate preceding quarter's results

In the second quarter ended 30 November 2023, the Company recorded a profit before tax of RM0.71 million, compared to RM0.69 million of profit before tax in the immediate preceding quarter. The Company's NAV per share as at 30 November 2023 was RM3.60 compared to RM3.57 in the immediate preceding quarter.

The following items are not applicable to the Company:-

- (a) Interest expense;
- (b) Depreciation and amortization;
- (c) Provision for and write off of receivables;
- (d) Provision for and write off of inventories;
- (e) Gain or loss on disposal of unquoted investments or properties;
- (f) Foreign exchange gain or loss;
- (g) Gain or loss on derivatives; and
- (h) Exceptional items (with details).

B4 Commentary by Fund Manager – Prospects Para (9.40)

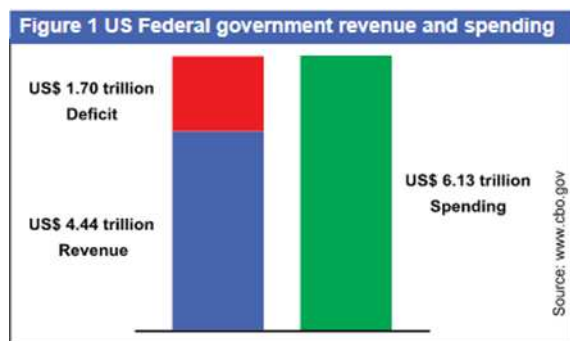
For top-down/market-timing investors – please read this section.

China – the strongest economy in the world

In 2023, the 'strong' United States economy expanded by 2.5%, up from 1.9% in 2022. In contrast, the 'weak' China's economy expanded by 5.2%, up from 3%.

More importantly, China's economy grew at a faster pace than the United States without any debt-financed bazooka fiscal stimulus while undertaking major structural reforms like deleveraging her property sector to further strengthen China's dynamic economy.

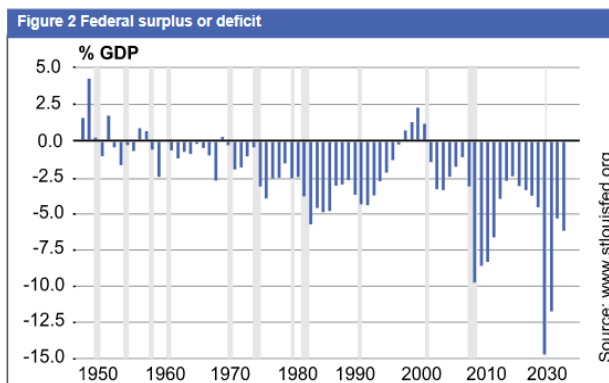
In fiscal year 2023, US federal government (not counting local governments) spent a massive US\$6.13 trillion but collected only US\$4.44 trillion in revenue, resulting in a huge deficit (**figure 1**). The amount by which spending exceeds revenue was US\$1.70 trillion or larger than the entire Australian economy.



For the first three months of the 2024 fiscal year that started on 1 Oct 2023, the "drunk" US government spent so much so that its federal deficit continued to race ahead and reached US\$510 bln, up a huge US\$89 bln, or 21% from a year ago. In FY2023, the US federal deficit came up to around 6.2% of US GDP. In FY2024, it is expected to stay above 6%.

Ever since 1950, the US economy has never entered a recession with a federal deficit or federal debt as high as now (**figure 2**). In 2007, the US federal deficit was only 1.1% of GDP; in 1981, it was only 2.46%; in 1973, it was only 1.05% and the US government faced a surplus before the technology recession in 2001. Whether Trump or Biden wins the 2024 presidential election, the US federal deficit and debt will remain unusually high.

Not surprisingly, inflation in the US soared 8.0% in 2022. In response, the Federal Reserve had to



aggressively tighten monetary policy, which caused massive currency and financial upheavals on emerging countries all over the world. In China, inflation rose a benign 1.9%.

I expect China’s economy to expand at another healthy rate in 2024. I am certainly not in the camp that sees China’s economy peaking or in crisis. In fact, when the current reforms are over, I see China’s economy becoming stronger in the coming years. In 2023, while China’s economic expansion was uneven, it was of high quality, and it was setting the stage for China’s economy not only to expand faster beyond 2024 but for the 2nd largest economy in the world to be on a much stronger footing. As I wrote in the iconic *i* Capital publication, “*with wise and disciplined leadership, the new Chinese economy will be even more resilient, more robust and dynamic than before.*”

Like it or not, what happens to China is important to Malaysia. In 2022, China remained as Malaysia’s largest trading partner for 14 consecutive years with 17.1% share of Malaysia’s total trade, expanding by 15.6% to RM487.13 billion compared with 2021. Exports jumped 9.4% to RM210.62 billion and were the highest value ever recorded. China was also Malaysia’s largest import source, accounting for 21.3% of total imports, and jumped 20.7% to RM276.5 billion.

In the 2023 Investor Day of icapital.biz Berhad held on 5th Nov, I gave a rare presentation on Malaysia’s longer term investment outlook. My talk was titled “Why Now is the Right Time to Invest in Malaysia.” Other than China’s economy propelling ahead, the political stability that Malaysia has been enjoying recently will allow the country to address her many structural problems.

In the midst of the pandemic recovery, geopolitical tensions, political turmoil, soaring inflation, volatile exchange rates and extreme climate, the future seems like a scary place to be in. My simple advice then was that now is the right time to invest in Malaysia and that icapital.biz Berhad deserve a place in portfolio of investors. I continue to maintain that view.

For long term value investors – please read this section.

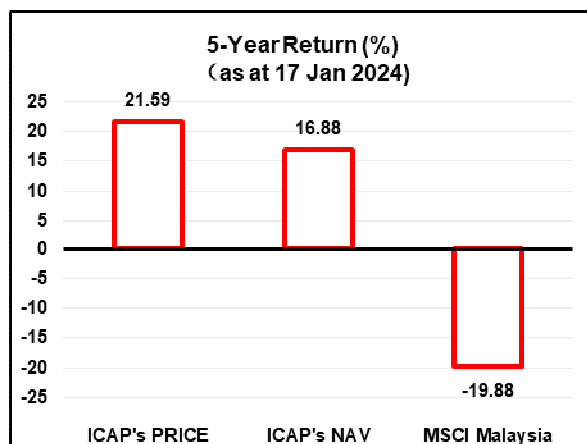
icapital.biz Berhad is a Malaysia-focused fund, with an objective of long-term capital appreciation based on the Bamboo value investing philosophy of Capital Dynamics. icapital.biz Berhad is not allowed to sell short, invest in derivatives or undertake any borrowings.

Share price gained more than NAV

In the last quarterly commentary, I explained that despite a very tough and rough environment, icapital.biz Berhad has achieved a very strong performance with its NAV and share price appreciating handsomely. This strong performance has continued since then.

Over a 5-year period, your Fund’s share price has outperformed the gain of its NAV and the plunge in the MSCI Malaysia index (figures 1). Your Fund’s share price jumped 21.59%, way ahead of the 16.88% rise in its NAV and the 19.88% plunge in the bellwether index.

Figure 1: ICAP vs MSCI Malaysia Index – 5 Year Performance, cumulative



What shareowners should acknowledge is the fact that the discount of your Fund’s share price has narrowed very substantially from a high of around 40% to only about 20% recently. This did not happen by accident. It is the result of the hard work and heart work put in over the years by Capital Dynamics and myself as the Designated Person of icapital.biz Berhad.

ICAPITAL.BIZ BERHAD 200401036389 (674900-X)
FINANCIAL REPORT FOR THE PERIOD ENDED 30 NOVEMBER 2023
NOTES TO THE INTERIM FINANCIAL REPORT

The substantial narrowing of discount highlights one of the most important benefits of investing in a well-managed closed-end fund like icapital.biz Berhad. It allows an investor to enjoy 2 sources of returns – one from the rise in its NAV and the other, from the discount narrowing.

The strong performance of icapital.biz Berhad is a result of your Fund Manager and Designated Person patiently and deliberately sticking to its time-proven Bamboo value investing philosophy, despite being continuously harassed by a few large foreign wrecking balls.

Although icapital.biz Berhad still has around RM109 million cash, it has been investing more with its cash assets falling steadily. With Capital Dynamics' time-proven value investing philosophy, and icapital.biz Berhad still undervalued, it is actually an excellent time to invest more in this truly low-risk, high-return investment. A rise of 21.59% in its share price as the stock market plunges nearly 20% is indeed low risk and high return.

B5 Financial forecast / profit guarantee

The Company has not given any financial forecast or profit guarantee for the period.

B6 Taxation

	Current Quarter Ended		Cumulative Quarter Ended	
	30/11/2023	30/11/2022	30/11/2023	30/11/2022
	RM'000	RM'000	RM'000	RM'000
Current tax:				
- for the period	210	218	448	401
Tax expense	210	218	448	401

A reconciliation of income tax expense applicable to profit/(loss) before taxation at the statutory income tax rate to income tax expense at the effective income tax rate of the Company is as follows:-

	Current Quarter Ended		Cumulative Quarter Ended	
	30/11/2023	30/11/2022	30/11/2023	30/11/2022
	RM'000	RM'000	RM'000	RM'000
Profit/(Loss) before taxation	705	(114)	1,400	1,161
Tax at the statutory rate of 24%	169	(27)	336	278
Tax effects of:-				
Tax-exempt dividends	(116)	-	(189)	(140)
Single tier dividends	(455)	(201)	(814)	(624)
Non-deductible expenses	612	446	1,115	887
Tax expense	210	218	448	401

B7 Status of corporate proposals

There was no corporate proposal announced during the current quarter or the current financial quarter-to-date.

B8 Borrowings and debt securities

There were no group borrowings and debt securities outstanding as at the end of the reporting period.

B9 Changes in material litigation

Except as noted in Note A15(a), there was no material litigation pending as at 30 November 2023.

B10 Dividend

The Directors did not declare any dividend for the current quarter ended 30 November 2023.

B11 Earnings per share

a) Basic Earnings Per Share

The basic earnings per share for the current quarter under review and cumulative quarter ended are computed as follows:-

	Current Quarter Ended 30/11/2023 RM'000	Cumulative Quarter Ended 30/11/2023 RM'000
Profit after taxation	495	952
Number ordinary share capital in issue at RM1.00 each	140,000	140,000
Basic earnings per share (sen)	0.35	0.68

b) Diluted Earnings Per Share

The diluted earnings per ordinary share is equal to the basic earnings per ordinary share as there were no potential dilutive ordinary shares outstanding at the end of the reporting period.

B12 Net asset value

The net asset value per share is calculated in accordance with the Securities Commission Malaysia's Guidelines for Public Offerings of Securities of Closed-end Funds.

B13 Investments

As at 30 November 2023, the Company did not have any investments in:-

- (1) securities listed on other stock exchanges;
- (2) other investment vehicles;
- (3) securities of unlisted companies; and
- (4) derivatives other than warrants, transferable subscriptions rights and convertible loan stocks.

B14 Soft Commission

The manager or their delegates have not received any soft commission during the year under review from its brokers/dealers by virtue of transaction conducted for the closed-end fund.

BY ORDER OF THE BOARD

Tai Yit Chan (MAICSA No.7009143) (SSM PC No.: 202008001023)

SECRETARY