PUBLIC INVESTMENT BANK

PublicInvest Research Daily

Thursday, June 20, 2019

KDN PP17686/03/2013(032117)

INDICES

	LAST CLOSE	CHG	% CHG
KLCI	1,666.54	13.78	0.8
DOW	26,504.00	38.46	0.1
S&P 500	2,926.46	8.71	0.3
NASDAQ	7,987.32	33.44	0.4
FTSE-100	7,403.54	-39.50	-0.5
SHANGHAI	2,917.80	27.65	1.0
HANG SENG	28,202.14	703.37	2.6
STI	3,288.17	49.44	1.5
NIKKEI 225	21,333.87	361.16	1.7
JCI	6,339.26	81.93	1.3

MARKET ACTIVITY

VOL(m)	VAL(RMm)
2,421.48	2,335.17

BURSA'S MARKET SHARE (%)

Retail	20.9%
Institutional	50.6%
Foreign	28.5%

KEY COMMODITIES

	LAST CLOSE	CHG	% CHG
KLCI FUTURES (June)	1,668.50	21.50	1.3
OIL - BRENT (USD/b)	61.82	-0.32	-0.5
CPO FUTURE (RM/ton)	2,046.00	24.00	1.2
RUBBER (RM/kg)	494.00	-2.00	-0.4
GOLD (USD/Ounce)	1,360.43	13.81	1.0

FOREX

	LAST CLOSE	% CHG
MYR/USD	4.17	-0.2
MYR/SGD	3.05	0.1
YUAN/MYR	1.65	0.2
YEN/MYR	25.96	0.3
MYR/EURO	4.68	0.0
MYR/GBP	5.25	0.2

TOP MOVERS IN MALAYSIA MARKET

TOP 5 VOLUME	LAST CLOSE	VOL (m)
EKOVEST BHD	0.85	238.73
ISKANDAR WATERFR	1.10	214.15
MESTRON HOLDINGS	0.16	58.59
GREATECH TECHNOL	0.97	56.17
BUMI ARMADA BHD	0.20	42.39

TOP 5 GAINERS	LAST CLOSE	RM (+)
MALAYSIA AIRPORT	8.51	0.58
TENAGA NASIONAL	13.28	0.28
HEINEKEN MALAYSI	23.36	0.26
ATLAN HLDG BHD	4.22	0.22
BRIT AMER TOBACC	27.30	0.20

TOP 5 LOSERS	LAST CLOSE	RM (-)
HONG LEONG BANK	18.96	-0.30
LBI CAPITAL BHD	0.75	-0.29
BINTULU PORT HLD	4.75	-0.23
SOUTHERN ACIDS	3.79	-0.16
MANULIFE HOLDING	2.65	-0.13

Gainers – 474 Losers – 330 Unchanged – 406

Research Team
T 603 2268 3000
F 603 2268 3014
E research@publicinvestbank.com.my

HIGHLIGHTS

Technicals: Fitters Diversified – Possible For Upside (9318, Technical Buy)

FITTERS is showing initial signs of recovery from its downtrend. Improving RSI and MACD indicators currently signal reasonable entry level, with anticipation of continuous improvement in both momentum and trend in near term. Should resistance level of RM0.450 be broken, it may continue to lift price higher to subsequent resistance level of RM0.475. However, failure to hold on to support level of RM0.425 may indicate weakness in the share price and hence, a cut-loss signal.

Technicals: WCT Holdings-WE – Possible For Upside (9679WE, Technical Buy)

WCT-WE is recovering from its consolidation phase. Improving RSI and MACD indicators currently signal reasonable entry level, with anticipation of continuous improvement in both momentum and trend in near term. Should resistance level of RM0.140 be broken, it may continue to lift price higher to subsequent resistance level of RM0.150. Note that the maturity date of WCT-WE is on 27 Aug 2020. However, failure to hold on to support level of RM0.110 may indicate weakness in the share price and hence, a cut-loss signal.

HEADLINES

Economy

§ **US: Fed sees case building for interest rate cuts this year.** The US Federal Reserve on Wednesday said it was ready to battle growing global and domestic economic risks with interest rate cuts beginning as early as next month, as it took stock of rising trade tensions and growing concerns about weak inflation. Even as the US central bank left its benchmark interest rate unchanged for now, the shift in sentiment since its last policy meeting was marked. The bulk of Fed policymakers slashed their rate outlook for the rest of the year by roughly half a percentage point, and Fed Chairman Jerome Powell said others agree the case for lower rates is building; the Fed dropped its pledge to be "patient" before rate moves in a sign it was poised to act; and Powell stopped referring to weak inflation as "transient." (Reuters)

§ **US, China: Senior trade negotiators to confer before Trump-Xi G20 meeting.** Aiming to jumpstart dormant talks, the top US trade negotiator said on Wednesday he will confer with his Chinese counterpart before next week's meeting between President Donald Trump and Chinese President Xi Jinping in Japan as the two countries take another shot at resolving their damaging trade dispute. Trade talks between the world's two largest economies broke down more than six weeks ago after US officials accused China of backing away from commitments, prolonging a costly trade dispute that has harmed the global economy and disrupted supply chains. US Trade Representative Robert Lighthizer said he will speak by telephone with Liu He, China's vice premier and chief negotiator in the trade talks, "in the next day and a half" and then expects to meet with Liu in Osaka, site of the June 28-19 G20 summit, along with US Treasury Secretary Steven Mnuchin before Trump's meeting there with Xi. (Reuters)

FBM KLCI

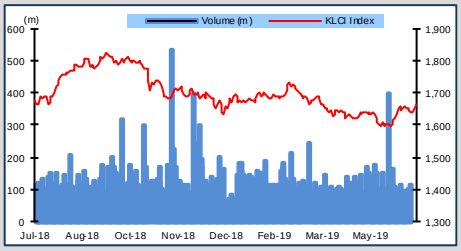

DOW JONES

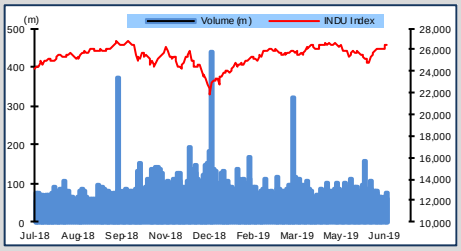

S&P 500

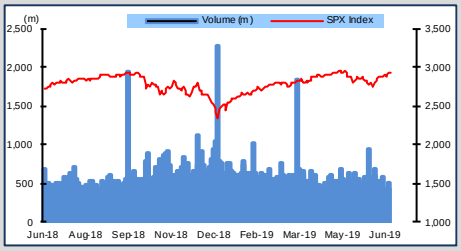

HANG SENG

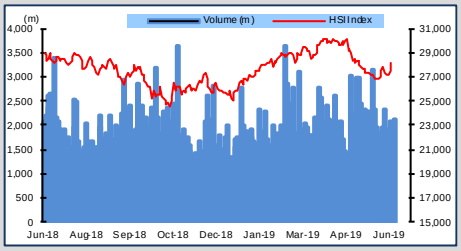

STRAITS TIMES

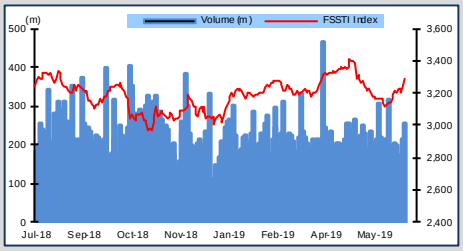

Source: Bloomberg, PublicInvest Research

§ **EU: Eurozone construction output falls most in 3 months.** Eurozone construction output fell at the fastest pace in three months in April, amid a fall in civil engineering and building activity, data from the statistical office Eurostat showed on Wednesday. Construction output declined a seasonally adjusted 0.8% MoM in April, following a 0.4% fall in March. The latest decline was the weakest since Jan, when the output fell 1.1%. Civil engineering output dropped to 2.5% and building construction declined 0.5%. On a annual basis, construction production slowed a calendar adjusted growth of 3.9% in April, after a 5.8% increase in the previous month. In the EU28, construction output fell 0.6% on month in April, following a 0.7% decline in the prior month. On a YoY basis, output rose 4.5% in April, slower than 6.2% increase in the preceding month. (RTT)

§ **EU: ECB's de Guindos says bank will act if inflation expectations de-anchor.** ECB Vice President Luis de Guindos said that the central bank will react with a combination of measures if it perceives that inflation is set to deviate from its target, and further asset purchases remain a possibility. de Guindos said ECB has an ample range of instruments at its disposal and QE, is "one of them". "It could a combination of actions that could send, you know, the signal, not just the signal but the determination of the Governing Council that we are open to react," de Guindos said. "For us price stability is key, is our mandate and if we see that inflation expectations start to de-anchor, we will act." (RTT)

§ **UK: BOE to plow lone furrow with rate hike message.** The BOE looks set to plow on alone among major central banks on Thursday by sticking with its message that it plans to raise interest rates, just as trade wars and a global slowdown have forced others to turn more cautious. The BOE is expected to repeat its intention of raising borrowing costs, Brexit permitting, in a week in which ECB President Mario Draghi broached another round of stimulus and the US Federal Reserve signaled it could cut interest rates later this year. The BOE is due to announce its June policy decision at 1100 GMT. (Reuters)

§ **UK: Manufacturing output growth weakest since 2016 - CBI.** The UK manufacturing output eased to halt in the three months to June on sharp contraction in automobile production, the Industrial Trends survey data from the Confederation of British Industry showed Wednesday. The manufacturing output balance fell to +2% in June, which was the weakest outturn since April 2016. The balance was +14% in three months to May. Respondents forecast the output balance to rise marginally to +3% in three months to July. Weaker growth was driven by the biggest contraction in auto production since the 2009 financial crisis, reflecting the bringing forward of planned seasonal plant closures to align with previous Brexit deadlines. (RTT)

§ **Japan: May trade deficit JPY967.1bn.** Japan posted a merchandise trade deficit of JPY967.1bn in May, the Ministry of Finance said on Wednesday, up 67.5% on year. That exceeded expectations for a shortfall of JPY1,207.0bn following the JPY110.9bn deficit in April. Exports were down 7.8% on year to JPY5.8trn, also beating forecasts for a drop of 8.4% following the 2.4% decline in the previous month. Exports to Asia were down 12.1% on year to JPY3.1trn, while exports to China alone fell 9.7% to JPY1.1trn. Exports to the US rose an annual 3.3%, while exports to the European Union sank 7.1% to JPY647.5bn. Imports sank an annual 1.5% to JPY6.8trn versus expectations for an increase of 1% after soaring 6.5% a month earlier. Imports from Asia fell 3.3% on year to JPY3.1trn, while imports from China alone eased 0.9% to JPY1.5trn. Imports from the US dipped an annual 1.6% to JPY792.8bn, while imports from the European Union climbed 8.7% to JPY899bn. (RTT)

Markets

- **GENM (Underperform, TP: RM2.70): Chairman voluntarily takes 20% pay cut**. Genting Malaysia chairman and chief executive Tan Sri Lim Kok Thay has reportedly announced that he would take a 20% pay cut to offset the effect of heavy gaming taxes which have weighed on the group's financial performance. (The Edge)

- **Star Media (Neutral, TP: RM0.74): Scores another win in legal battle against property development firm JIC.** Star Media Group has scored another win in its legal battle against property development firm JAKS Island Circle SB (JIC). The High Court has allowed an application by Star Media Group to enforce the undertaking issued by JIC when they filed in early 2018 to stop the media group and the banks from accepting and releasing bank guarantees of RM50m. High Court judge Justice Lee Swee Seng on Wed (June 19) ordered JIC to pay interest totalling RM1,515,068.49 to the media group plus RM10,000 in costs. (The Star)

- **Apex Equity: Board garners 54.8% votes for unit's merger with Mercury Securities**. Shareholders of Apex Equity Holdings have given the green light for the proposed merger between JF Apex Securities and Mercury Securities SB. Nonetheless, shareholders seem to be divided in their views on the proposed merger deal. The proposed merger resolution was passed with only 54.8% majority, not unanimously. Apex director Datuk Azizan Abd Rahman said the company will now proceed to get the vesting order from the High Court within the next two months. (The Edge)

- **DNeX: In talks to sell stake in Ping Petroleum, confident to fetch 'better than book' valuation.** Dagang NeXchange (DNeX) has confirmed that it is in talks to sell its 30% stake in its upstream oil and gas (O&G) associate Ping Petroleum Ltd. The group is confident that it could fetch attractive valuations for the investment given current stronger crude oil prices compared with the time when it acquired the equity stake. Besides that, its executive director Zainal Abidin Abd Jalil Zainal highlighted that Ping's reserves and volume are high currently, especially for its brownfield asset, the Anasuria Cluster, which is expected to augur well for the valuation of its stake in the associate company. (The Edge)

- **TH Heavy: Hopes to return to profit in FY19**. TH Heavy Engineering (THHE), which is in the midst of formulating a plan to regularise its financial conditions, hopes to keep up the momentum of last week's contract win through to the rest of its financial year ending Dec 31, 2019. Its CEO Suhaimi Badrul Jamil also said the group is expecting to turn a profit this year, following the positive momentum seen in the second half of last year and the first quarter of this year. (The Edge)

- **MSM: Warns of drastic measures if govt does not manage sugar import.** Refined sugar producer MSM Malaysia Holdings has warned that it will resort to taking commercial approaches that may not be beneficial to Malaysia as a whole should the group's financial performance continue to be impacted by sugar import permit holders that are approved by the Government. Group chairman Datuk Wira Azhar Abdul Hamid said the two local industry players have constantly engaged with the Government to express concerns and for their views on Approved Permits (APs) to be taken into consideration. (The Edge)

MARKET UPDATE

§ The FBM KLCI might open stronger today as U.S. stocks ended modestly higher overnight after the Federal Reserve left their benchmark interest rate unchanged at a range between 2.25% and 2.50%, but opened the door to rate cuts later this year. The S&P 500 was up 0.3% to end around 2,926. The Dow Jones Industrial Average advanced 29 points, or 0.1%, to finish near 26,504 while the Nasdaq Composite was up 0.4% to finish around 7,987. The U.S. central bank took out the phrase "patience" from its policy statement, and said it stood ready to act appropriately if risks to the economic outlook reared their head. The Fed's interest-rate projections also showed close to half the members of the central bank's policy-making group anticipated two rate cuts this year. European markets finished mixed with the CAC 40 gained 0.16%, while the FTSE 100 led the DAX lower. They fell 0.53% and 0.19% respectively.

Back home, the FBM KLCI index gained 13.78 points or 0.83% to 1,666.54 points on Wednesday. Trading volume increased to 2.42bn worth RM2.34bn. Market breadth was positive with 474 gainers as compared to 330 losers. The regional markets surged, following new hope on the trade front and strong gains on Wall Street. Japan's Nikkei gained 1.8%, despite data that showed exports in May fell for a sixth straight month, and Hong Kong's Hang Seng Index surged 2.6%. The Shanghai Composite rose 1.0% while the smaller-cap Shenzhen Composite jumped 1.5%.

TECHNICAL OUTLOOK

FBM KLCI: 1666.54 (+13.78; +0.83%)

Resistance: 1680, 1700, 1720

Support: 1652, 1664, 1622

FBM KLCI Daily Chart

The local bourse rebounded further yesterday. At the close, FBM KLCI was up 13.78 points to end at 1666.54. Market breadth reversed its earlier trend with gainers outpacing losers 473 to 330. At this juncture, it is anticipated that the index would be attempting to trend upwards towards subsequent resistance level of 1680 for the rest of the week should the prior 1664 resistance mark have genuinely been broken in this current bullish move. Support levels for the index are at 1622, 1652 and 1664, while the resistance levels are at 1680, 1700 and 1720.

ECONOMIC MONITOR (Announcements over next 7 days)

Date	Economic Release	Period	Consensus	Previous
20-Jun-19	US Initial Jobless Claims	15-Jun	220K	222K
20-Jun-19	Euro-Zone Consumer Confidence	Jun	-6.5	-6.5
21-Jun-19	Malaysia Foreign Reserves	14-Jun	--	USD102.3bn
21-Jun-19	US Markit PMI Manufacturing	Jun	50.5	50.5
21-Jun-19	US Existing Home Sales	May	5.27m	5.19m
21-Jun-19	Euro-Zone Markit PMI Manufacturing	Jun	48.0	47.7
21-Jun-19	Euro-Zone Markit PMI Services	Jun	53.0	52.9
25-Jun-19	US New Home Sales	May	685K	673K
26-Jun-19	Malaysia CPI YoY	May	--	0.2%
27-Jun-19	US Initial Jobless Claims	22-Jun	--	--

CORPORATE MONITOR

COMPANY VISITS / BRIEFING

Company	Date	Time
Supermax	19-Jun-19	9.30am

RESULTS

Company	Financial Quarter	Date
SCGM	4QFY19	26-Jun-19
DiGi.com	2QFY19	12-Jul-19

OFF-MARKET TRANSACTIONS (>1,000,000)

19-Jun-2019

Company	Volume	Value (RM)	Average Price (RM)
ECM Libra Financial Group	4,809,221	1,150,000	0.24
Karex	92,125,000	50,940,000	0.55
Kumpulan Powernet	2,800,000	2,800,000	1.00
Gadang Holdings	6,000,000	5,220,000	0.87
Hextar Global	6,400,000	4,990,000	0.78
HCK Capital Group	12,000,000	15,000,000	1.25
Chin Hin Group	20,000,000	15,000,000	0.75
CRG Inc	67,180,000	3,360,000	0.05
Malaysian Resources Corp	10,986,913	10,440,000	0.95

IPO LISTING

Company	Listing Sought	Issue Price (RM/Share)	No. Of Shares		Closing Application Date		Listing Date
			Public Issue	Offer For Sale	Retail	Institutional	
UWC Berhad	Main Market	RM0.82	70,000,000	33,015,000	28-Jun-19	28-Jun-19	10-Jul-19

ENTITLEMENTS

Company	Particulars	Gross DPS (RM)	Announcement Date	Ex-Date	Lodgement Date	Payment Date
Al-Áqar REIT	First Interim Income distribution of 1.91	0.019	29-May	17-Jun	18-Jun	12-Jul

	sen					
Al-Salam REIT	First interim income distribution of 1.18 sen	0.012	29-May	17-Jun	18-Jun	12-Jul
Alliance Bank Malaysia	Second interim single tier dividend of 8.20 sen	0.082	29-May	17-Jun	18-Jun	27-Jun
Apex Equity Holdings	Interim single-tier dividend of 2 sen	0.020	29-May	17-Jun	18-Jun	8-Jul
Carimin Petroleum	First Interim Single-Tier Dividend of 1.4 sen	0.014	23-May	17-Jun	18-Jun	28-Jun
Hap Seng Consolidated	First Interim Single tier Dividend T.E. 15 Sen	0.150	31-May	17-Jun	18-Jun	26-Jun
JHM Consolidation	First interim Single tier Dividend 0.5 Sen	0.005	31-May	17-Jun	18-Jun	28-Jun
Mi Technovation	First single-tier interim dividend of 1 sen	0.010	23-May	17-Jun	18-Jun	12-Jul
Muar Ban Lee Group	First interim single tier dividend of 2.5 sen	0.025	29-May	17-Jun	18-Jun	3-Jul
Negri Sembilan Oil Palms	First interim single tier dividend of 3 sen	0.030	29-May	17-Jun	18-Jun	28-Jun
Oriental Food Industries	Fourth Single Tier Dividend RM0.007	0.007	30-May	17-Jun	18-Jun	12-Jul
Petron Malaysia Refining & Marketing	Final Dividend 20 Sen	0.200	25-Apr	17-Jun	18-Jun	27-Jun
Teo Seng Capital	Interim Single-Tier Dividend RM0.03	0.030	9-May	17-Jun	18-Jun	26-Jun
WCT Holdings	Final single tier share dividend via a distribution of treasury shares		26-Apr	17-Jun	18-Jun	28-Jun
YTL Hospitality REIT	Interim Income Distribution 1.9116 Sen per unit	0.019	31-May	17-Jun	18-Jun	28-Jun
Amway Malaysia Holdings	A first single tier interim dividend of 5.0 sen net	0.050	29-May	18-Jun	19-Jun	4-Jul
Elsoft Research	Single Tier First Interim Dividend of RM0.01	0.010	27-May	18-Jun	19-Jun	28-Jun
KPJ Healthcare	0.5 sen single tier interim dividend	0.005	31-May	18-Jun	19-Jun	28-Jun
Magnum	First Interim Single Tier Dividend Of 4 Sen	0.040	28-May	18-Jun	19-Jun	28-Jun
Media Chinese International	Interim dividend of US0.10 cents (equivalent to RM0.00407)	0.004	28-May	18-Jun	19-Jun	12-Jul
Petronas Gas	First Interim Dividend 16 Sen	0.160	28-May	18-Jun	19-Jun	27-Jun
Power Root	Fourth Single Tier Interim Dividend 2.9 Sen	0.029	30-May	18-Jun	19-Jun	2-Jul
Protasco	Dividend of 0.6 sen	0.006	28-May	18-Jun	19-Jun	10-Jul
Globetronics Technology	A single tier interim dividend of 1 sen	0.010	29-May	19-Jun	20-Jun	2-Jul
Globetronics Technology	A single tier special dividend of 1 sen	0.010	29-May	19-Jun	20-Jun	2-Jul
Inta Bina Group	Final Single Tier Dividend of 0.75 sen	0.008	30-Apr	19-Jun	20-Jun	5-Jul
LBI Capital	Bonus issue of shares with warrants		3-Jun	19-Jun	20-Jun	
Manulife Holdings	First and Final Single-Tier Dividend of 7.0 sen	0.070	29-Apr	19-Jun	20-Jun	12-Jul
New Hoong Fatt Holdings	Final Single tier Dividend 7 Sen	0.070	24-Apr	19-Jun	20-Jun	12-Jul
Paramount Corp	Single tier Final Dividend 6 Sen	0.060	29-Apr	19-Jun	20-Jun	4-Jul
Pesona Metro Holdings	Single Tier Final Dividend 1 Sen	0.010	29-Apr	19-Jun	20-Jun	12-Jul
Progressive Impact Corp	Single Tier Final Dividend 0.35 Sen	0.004	17-Apr	19-Jun	20-Jun	8-Jul
BP Plastics Holding	First single-tier interim dividend of 2 sen	0.020	29-May	20-Jun	21-Jun	4-Jul
Johore Tin	Single Tier 1st Interim Dividend of 1.5 sen	0.015	3-Jun	20-Jun	21-Jun	3-Jul
Matrix Concepts Holdings	SINGLE TIER SPECIAL DIVIDEND 0.25 SEN	0.003	31-May	20-Jun	21-Jun	10-Jul
Matrix Concepts Holdings	Single tier fourth interim dividend 3 sen	0.030	31-May	20-Jun	21-Jun	10-Jul
Mega First Corp	Final Dividend T.E. 2 Sen	0.020	22-Apr	20-Jun	21-Jun	12-Jul
Apex Healthcare			10-Jun	21-Jun	24-Jun	

TE- Tax Exempt

RATING CLASSIFICATION

STOCKS

OUTPERFORM	The stock return is expected to exceed a relevant benchmark's total of 10% or higher over the next 12months.
NEUTRAL	The stock return is expected to be within +/- 10% of a relevant benchmark's return over the next 12 months.
UNDERPERFORM	The stock return is expected to be below a relevant benchmark's return by -10% over the next 12 months.zxc
TRADING BUY	The stock return is expected to exceed a relevant benchmark's return by 5% or higher over the next 3 months but the underlying fundamentals are not strong enough to warrant an Outperform call.
TRADING SELL	The stock return is expected to be below a relevant benchmark's return by -5% or more over the next 3 months.
NOT RATED	The stock is not within regular research coverage.

SECTOR

OVERWEIGHT	The sector is expected to outperform a relevant benchmark over the next 12 months.
NEUTRAL	The sector is expected to perform in line with a relevant benchmark over the next 12 months.
UNDERWEIGHT	The sector is expected to underperform a relevant benchmark over the next 12 months.

DISCLAIMER

This document has been prepared solely for information and private circulation only. It is for distribution under such circumstances as may be permitted by applicable law. The information contained herein is prepared from data and sources believed to be reliable at the time of issue of this document. The views/opinions expressed herein are subject to change without notice and solely reflects the personal views of the analyst(s) acting in his/her capacity as employee of Public Investment Bank Berhad ("PIVB"). PIVB does not make any guarantee, representations or warranty neither expressed or implied nor accepts any responsibility or liability as to its fairness liability adequacy, completeness or correctness of any such information and opinion contained herein. No reliance upon such statement or usage by the addressee/anyone shall give rise to any claim/liability for loss of damage against PIVB, Public Bank Berhad, its affiliates and related companies, directors, officers, connected persons/employees, associates or agents.

This document is not and should not be construed or considered as an offer, recommendation, invitation or a solicitation of an offer to purchase or subscribe or sell any securities, related investments or financial instruments. Any recommendation in this document does not have regards to the specific investment objectives, financial situation, risk profile and particular needs of any specific persons who receive it. We encourage the addressee of this document to independently evaluate the merits of the information contained herein, consider their own investment objectives, financial situation, particular needs, risks and legal profiles, seek the advice of their, amongst others, tax, accounting, legal, business professionals and financial advisers before participating in any transaction in respect of any of the securities of the company(ies) covered in this document.

PIVB, Public Bank Berhad, our affiliates and related companies, directors, officers, connected persons/employees, associates or agents may own or have positions in the securities of the company(ies) covered in this document or any securities related thereto and may from time to time add or dispose of, or may be materially interested in, any such securities. Further PIVB, Public Bank Berhad, our affiliates and related companies, associates or agents do and/or seek to do business with the company(ies) covered in this document and may from time to time act as market maker or have assumed an underwriting commitment in the securities of such company(ies), may sell them or buy them from customers on a principal basis, may have or intend to accommodate credit facilities or other banking services and may also perform or seek to perform investment banking, advisory or underwriting services for or relating to such company(ies) as well as solicit such investment advisory or other services from any entity mentioned in this document. The analyst(s) and associate analyst(s) principally responsible for the preparation of this document may participate in the solicitation of businesses described aforesaid and would receive compensation based upon various factors, including the quality of research, investor client feedback, stock pickings and performance of his/her recommendation and competitive factors. The analyst(s) and associate analyst(s) may also receive compensation or benefit (including gift and company/issuer-sponsored and paid trips in line with the Bank's policies) in executing his/her duties. Hence, the addressee or any persons reviewing this document should be aware of the foregoing, amongst others, may give rise to real or potential conflicts of interest.

Published and printed by:

PUBLIC INVESTMENT BANK BERHAD (20027-W)
9th Floor, Bangunan Public Bank
6, Jalan Sultan Sulaiman
50000 Kuala Lumpur
T 603 2268 3000
F 603 2268 3014
Dealing Line 603 2268 3129